

Economy

Gross domestic product, 2024

\$2,856.4m

in 2024 prices

0.7%

growth in 2024

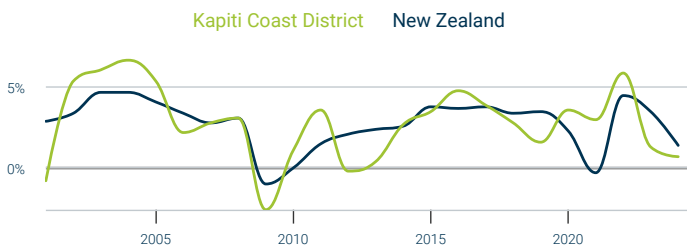
0.7%

of national total

Largest industries, 2024 (% of total)



Economic growth, 2000-2024



Largest contributors to GDP growth, 2023 - 2024

Health care and social assistance	\$15.3m
Public administration and safety	\$13.7m
Electricity, gas, water and waste services	\$5.8m
Administrative and support services	\$5.2m
Information media and telecommunications	\$4.5m
All other industries	-\$30.1m
Total economy	\$21.0m

Employment

Total employment, 2024

20,037

filled jobs

1.3%

growth in 2024

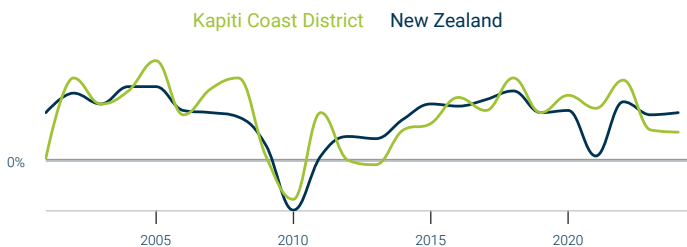
0.7%

of national total

Self-employment rate, 2024



Employment growth, 2000-2024



Industries which created most jobs, 2023 - 2024

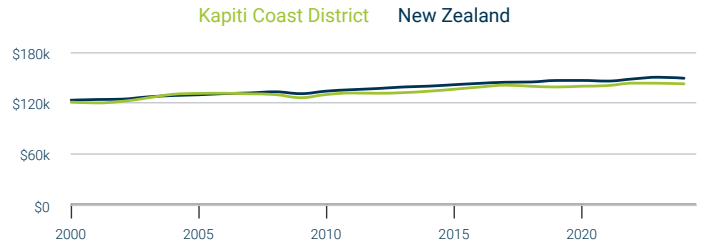
Health care and social assistance	88
Public administration and safety	70
Administrative and support services	68
Education and training	57
Professional, scientific and technical services	42
All other industries	-74
Total economy	251

Productivity

GDP per filled job, 2024

\$142,556 | **\$149,163**
 Kapiti Coast District | New Zealand

GDP per filled job, 2000-2024



Businesses

Number of business units, 2024

6,189 | **1.0%** | **1.0%**
 Business units | growth in 2024 | of national total

Industries with most business units

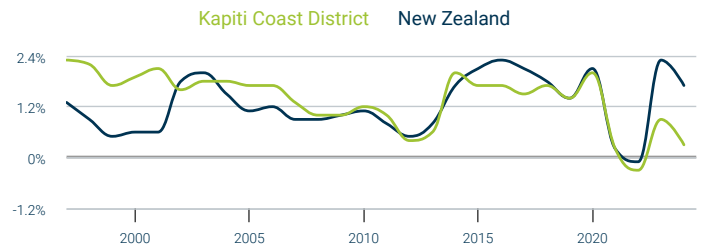
Professional, scientific and technical services	1,107
Construction	1,101
Rental, hiring and real estate services	1,098
Retail trade	348
Other services	321
All other industries	2,220
Total economy	6,189

Population

Population, 2024

57,700 | **0.3%** | **1.1%**
 Estimated resident population | growth in 2024 | of national total

Population % change, 1996-2024



Income and housing

Mean household income, 2024

\$118,581 | **\$132,873**
 Kapiti Coast District | New Zealand

Average house value, 2024

